
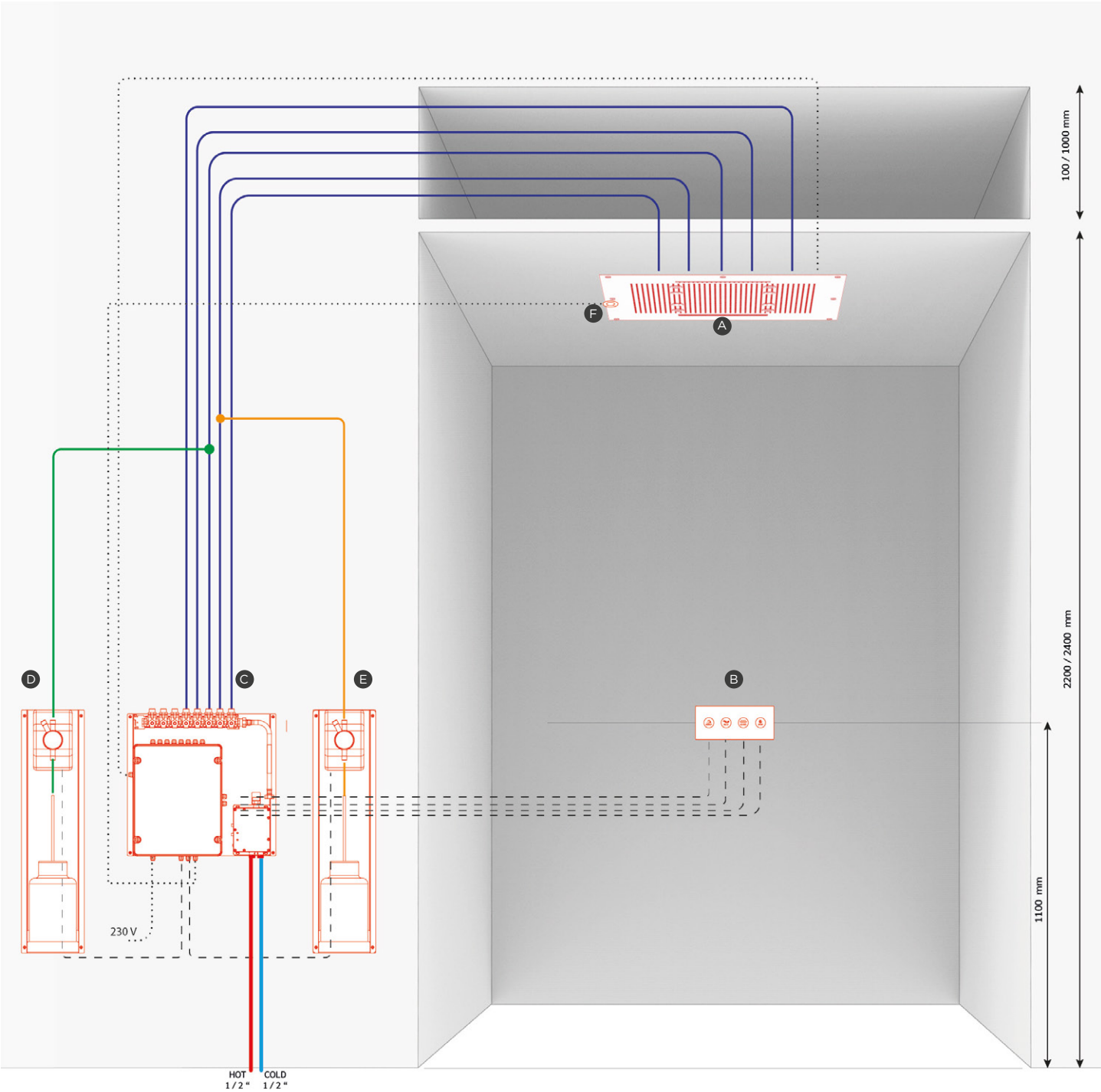


SENSUS 70 PRO



Description	<div>Technical info</div> <div>Ceiling mounted built-in square showerhead 700 x 700 mm with 4 led RGBW.</div> <div>Ceiling recess depth: 150 mm</div> <div>Water Supply: 1/2" inch</div> <div>Operating pressure: 1,5/5 bar</div>	<div>Control unit</div> <div>Electrical supply: 230 V</div> <div>Power supply: 100 W</div> <div>Water supply: 1/2 inch male</div> <div>Dimension: 525 x 500 x 149,5 mm</div> <div>Pre-wired control panel with stainless steel support to be installed in technical compartment. User interface with display for setting parameters.</div> <div>Electronic mixer for automatic temperature and 12V power supply.</div>	
Functions	<div>Optional</div> <div>N.2 Support frames with integrated aroma pumps with mint and citrus tanks. Dimension 1 set aroma: 830 x 198 h 201 mm.</div> <div>N.2 integrated transducers on the top of showerhead and audio system with micro sd card.</div>	<div>Programs</div> <div>Activation: 4 push buttons keyboard in super mirror stainless steel.</div> <div>Dimesion keyboard: 210 x 90 x 3 mm</div> <div>Functions:</div> <div>1 Scenario:</div> <div>SC-1 Dawn rain</div> <div>2 Scenario:</div> <div>SC-2 Night mist</div> <div>3 Program:</div> <div>P-RELAX Relax program</div> <div>4 Program:</div> <div>P-ENERGY Energy program</div>	
Jets	<div>Rain</div> <div>x1</div> <div></div>	<div>Nebulized</div> <div>x4</div> <div></div>	<div>Aereated</div> <div>x2</div> <div></div>
	<div>Tropical aereated</div> <div>x2</div> <div></div>		
Finishes	<div><div></div>ChromeOA-110C</div> <div><div></div>Brushed chromeOA-110X</div> <div><div></div>WhiteOA-110W</div> <div><div></div>Matt blackOA-110BK</div>	<div><div></div>GoldOA-110AU</div> <div><div></div>Copper bronzeOA-110CBR</div> <div><div></div>Gun metalOA-110GM</div> <div><div></div>Gold brushedOA-110AUX</div>	<div><div></div>Copper bronze brushedOA-110CBRX</div> <div><div></div>Gun metal brushedOA-110GMX</div>



Variants

	A Shower	B Control panel	C Control unit	D Aroma 1	E Aroma 2	F Sound
OA-110C						
OA-111C						
OA-112C						
OA-113C						

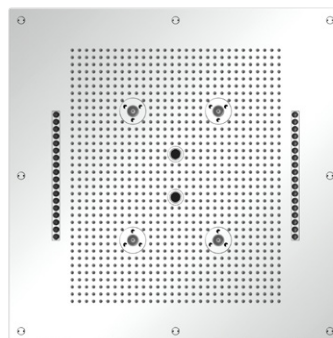
DOWNLOAD AREA

To download the files,
select one of these links.

Showerhead

[Datasheets](#)
[Manuals](#)
[CAD files](#)


COD. R70C12L3A5



Control panel

[Datasheets](#)
[Manuals](#)
[CAD files](#)


COD. P48



Control unit

[Datasheets](#)
[Manuals](#)
[CAD files](#)

COD. ECU100EM



Aroma

[Datasheets](#)
[Manuals](#)
[CAD files](#)

COD. P018



Audio

[Datasheets](#)

COD. KSOUND

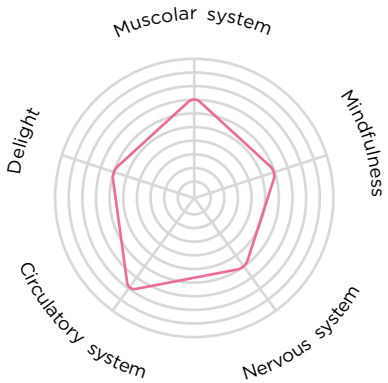


SCENARIO 1 SENSUS


DAWN RAIN

The dawn rain scenario within a spa is designed to enhance the overall wellness experience, providing benefits both physically and mentally. This particular environment can serve as a preparatory phase for other thermal treatments, such as saunas or steam baths, facilitating the gradual adaptation of the body to higher temperatures. Warm water has the ability to open the pores of the skin,

aiding in the cleansing process and removal of impurities. This aspect harmoniously integrates into the beauty treatments and skincare offered within a SPA. The enveloping sensation of immersing oneself in warm water not only contributes to a pleasant state of physical relaxation but also plays a fundamental role in preparing the mind for a day dedicated to wellness.



JET
Rain
TEMPERATURE
38°C
LIGHT
White
SOUND
Beach

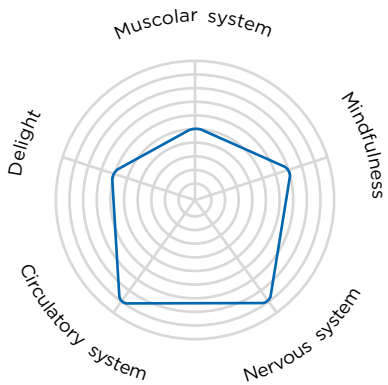


SCENARIO 2 SENSUS


NIGHT MIST

Cold nebulisers within a spa enhances the thermal experience, providing various benefits for skin, circulation, and mental state. This element refreshes the skin, particularly valued after hot treatments, and stimulates blood circulation, improving tissue oxygenation and aiding muscle recovery. Mint aromatherapy enhances the experience, offering a fresher sensation. The blend

of cold mist and mint aroma creates a revitalizing, multisensory environment, enhancing overall well-being and leaving guests feeling rejuvenated and invigorated.

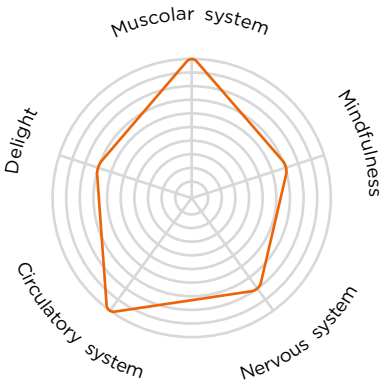


JET
Nebulized
TEMPERATURE
24°C
LIGHT
Blue
AROMA
Mint
SOUND
Jungle



PROGRAM 1

ENERGY



The energy program features dynamism of jets, designed to awaken and energize the individual. This program, aimed at providing a boost of vitality, stands out for the alternation of contrasting temperatures, creating variations of warmth and cold that tone not only the muscles but also the skin. Ideal as a morning wake-up or as a final after a day in the SPA, the "Energy" program aims to reactivate the brain and stimulate the senses. Chromotherapy is an integral part of this experience, with the skillful use of warm colors. That alternate,

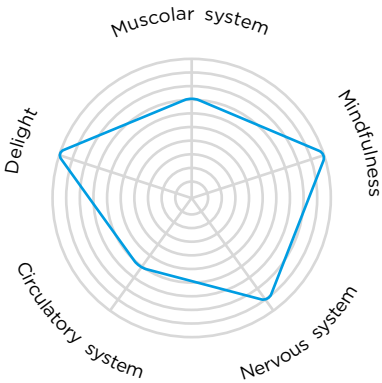
contributing to creating a dynamic and stimulating visual effect. Dynamic and tribal sounds, merge into a sensory rain dance, offering a stimulating and engaging auditory experience. Citrus aromas, such as lemon and oranges, add a fresh and lively touch, intensifying the sensation of energy and vitality.

Example of SENSUS 70 PRO

Time	5s	5s	4s	5s	5s	5s	5s	7s	5s	5s	5s	5s	5s	5s	5s	8s	5s	5s	5s	5s	5s	5s	10s	7s	5s	5s	5s	9s	3s	3s	3s	3s	7s	5s	5s	6s	
Temperature	38°	34°	33°	38°	36°	38°	36°	37°	33°	34°	28°	28°	33°	33°	38°	39°	33°	35°	33°	35°	30°	33°	38°	39°	32°	30°	26°	38°	36°	38°	36°	38°	30°	36°	37°	38°	
Rain	■	■	■							■					■								■		■			■								■	
Nebulization			■						■		■	■							■		■		■				■						■		■		
Tropical aerated 1				■		■					■			■						■								■		■							
Tropical aerated 2					■	■	■					■	■	■				■					■							■	■	■					
Aerated								■	■							■	■							■		■	■							■			
Music	Tribal																																				
Aroma				Citrus		Citrus					Citrus		Citrus						Citrus									Citrus		Citrus							
Color	■	■	■	■	■	■	■	■	■	■	■	■	■	■	■	■	■	■	■	■	■	■	■	■	■	■	■	■	■	■	■	■	■	■	■	■	■

PROGRAM 2

RELAX



The relax program has been designed to offer a complete experience of relaxation for both the body and the mind. The water pressure is soft and balanced, temperatures have not significant variation , creating a thermal environment that promotes body equilibrium. Chromotherapy plays a fundamental role in this program, using colors such as blue, indigo, and azure and all their associated shades. This chromatic selection aims to induce a mental state of deep relaxation, helping to create a soothing and calming atmosphere. Sound and aromatic

elements are carefully chosen to envelop the user in a sensation of serenity . Sounds like the gentle touch of a piano or the relaxing sound of light rain, along with fresh aromas, intensify the relaxation feelings , engaging all the senses in a harmony. In this context, the relaxation program offers a refuge of serenity and well-being, providing a precious opportunity to restore balance to the body and mind.

Example of SENSUS 70 PRO

Time	10s	7s	5s	5s	10s	5s	10s	8s	5s	10s	5s	10s	5s	10s	5s	10s	10s	12s	12s	9s	7s	10s
Temperature	38°	37°	36°	35°	36°	38°	37°	38°	36°	36°	38°	36°	36°	38°	36°	37°	38°	39°	39°	37°	36°	38°
Rain	■				■		■				■	■			■					■		■
Nebulization					■					■		■								■		
Tropical aerated 1		■		■					■					■		■			■			
Tropical aerated 2			■	■				■						■			■		■			
Aerated						■	■							■				■			■	
Music	Relaxing piano	>	>	>	>	>	>	>	>	>	>	>	>	>	>	>	>	>	>	>	>	>
Aroma						Mint					Mint							Mint		Mint		
Color	■	■	■	■	■	■	■	■	■	■	■	■	■	■	■	■	■	■	■	■	■	■